

01

0132

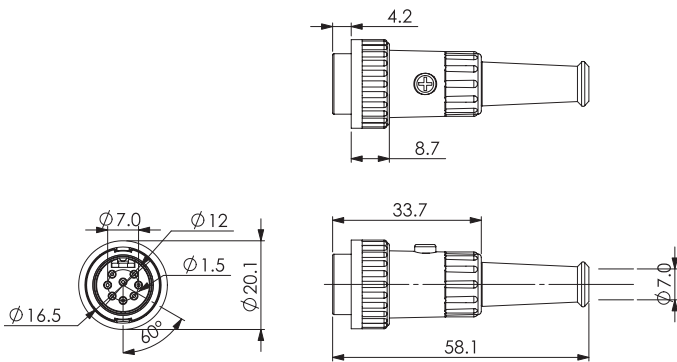
## DIN circular connectors



DIN plug, straight version, shielded, with bayonet lock, metal housing, bend protection and solder terminals

01

0132



#### Environmental conditions

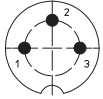
Temperature range -20 °C/+85 °C

#### Materials

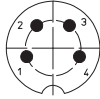
Insulating body	ABS, V-0 according to UL94
Contact pin	CuZn, silver-plated
Strain relief	steel, nickel-plated
Housing	Zn alloy, nickel-plated
Bayonet nut	Zn alloy, nickel-plated
Bend protection sleeve	PVC
Screw	steel, nickel-plated

#### Pin configurations, solder side view

DIN 41524

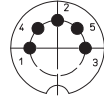


0132 03



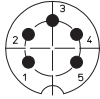
0132 04

DIN 41524



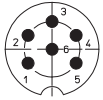
0132 05

DIN 45322



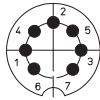
0132 05-1

DIN 45322



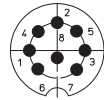
0132 06

DIN 45329



0132 07-1

DIN 45326



0132 08-1

#### Connectable conductors for solder area

Section	≤ AWG 18 (0,75 mm <sup>2</sup> )
Cable diameter	7,0 mm

#### Electrical data (at T<sub>amb</sub> 20 °C)

Rated current	≤ 4 A
Rated voltage	60 V AC
Rated impulse voltage	250 V AC RMS/60 s
Insulation resistance	≥ 100 MΩ

#### Associated products

Counterparts  
[☞ 0107](#)                      [☞ 0122](#)

01

0132

Designation	Pole Number	PU (Pieces)	MDQ (Pieces)
0132 03	3	50	150
0132 04	4	50	150
0132 05	5	50	150
0132 05-1	5	50	150
0132 06	6	50	150
0132 07-1	7	50	150
0132 08-1	8	50	150

**Packaging:**

in individual plastic bags, in a cardboard box