

03

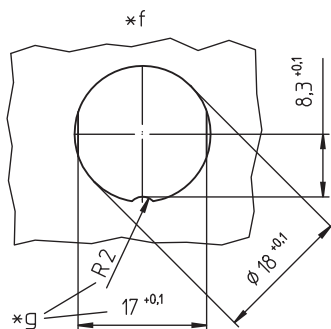
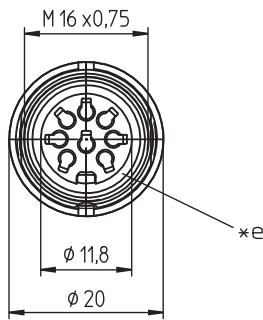
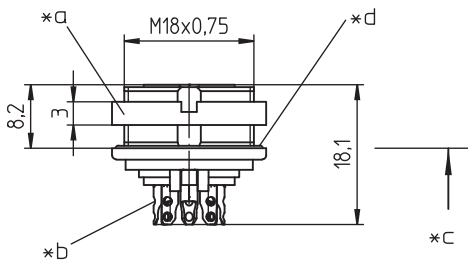
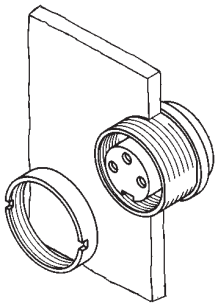
0305-1

Circular connectors with threaded joint M16 acc. to IEC 61076-2-106, IP40/IP68



Chassis socket acc. to AISG specification and IEC 61076-2-106, IP68, with threaded joint and solder terminals, for back side mounting

03 0305-1



### Environmental conditions

Temperature range -40 °C/+85 °C

### Materials

Insulating body	PA GF, V-0 according to UL94
Contact bush	CuZn, silver-plated and flash gold-plated
Housing	Zn diecast, pre-copper and nickel-plated
Ring screw	CuZn, nickel-plated
Seal	CR (flat), NBR (O-ring)

### Mechanical data

Insertion force/contact	$\leq 5.0 \text{ N}^1$
Withdrawal force/contact	$\geq 1.2 \text{ N}^1$
Tightening torque connector	1-3 Nm
Tightening torque nut	1-3 Nm
Protection class	IP68 <sup>2</sup>

<sup>1</sup> measured with a polished steel pin, nominal thickness 1.5 mm

<sup>2</sup> according to IEC DIN EN 60529, only in locked condition with an appropriate counterpart; IPX8 requirements under agreement between manufacturer and user









### Connectable conductors for solder area




Section  $\leq 0.75 \text{ mm}^2$  (AWG 20)

### Electrical data (at $T_{\text{amb}} 20 \text{ °C}$ )

Contact resistance	$\leq 5 \text{ m}\Omega$
Rated current	5 A ( $T_{\text{amb}} 40 \text{ °C}$ )
Rated voltage	100 V (with pollution degree 1) 32 V (with pollution degree 2)
Rated impulse voltage	500 V
Material group	II (IEC)/I (UL) ( $400 \leq CTI < 600$ )
Overvoltage category	I
Insulation resistance	$> 100 \text{ M}\Omega$

### Associated products

Counterparts			
 0331	 0332	 0332-1	
 033200	 0365	 036500	
 Weitere Produkte auf Anfrage	 Weitere Produkte auf Anfrage		

Accessories		
 0322 C 16	 0381	 038199

03

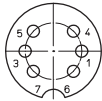
0305-1

Pin configurations, solder side view

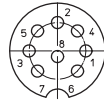


\*h

0305-1 05-3



-




08-a


0305-1 08-1

 0384

 0385

 038799

Harnessing equipment

 ZMS 20

- \*a nut enclosed separately
- \*b cup-shaped solder terminal
- \*c mounting direction
- \*d O-ring gasket
- \*e flat gasket
- \*f port in mounting plate
- \*g anti-rotation, alternative execution
- \*h pin configuration according to AISG C485

03

0305-1

Designation	Pole Number	PU (Pieces)	MDQ (Pieces)
0305-1 05-3	5	50	100
0305-1 08-1	8	50	100

**Packaging:**

in a cardboard box