

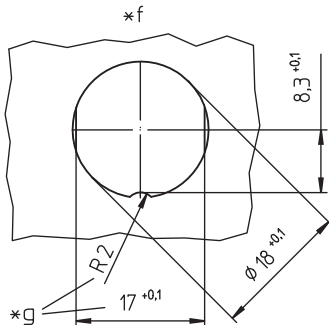
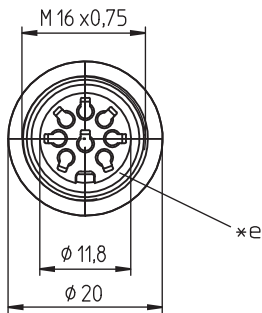
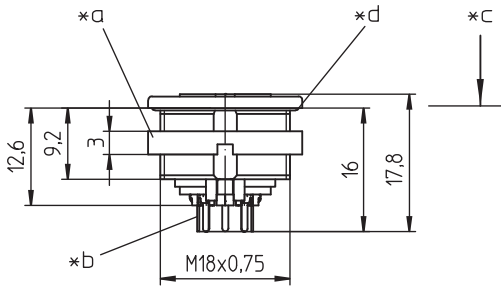
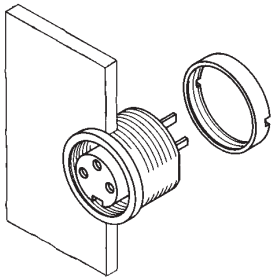
03 0306-1

Circular connectors with threaded joint M16 acc. to IEC 61076-2-106, IP40/IP68



Chassis socket acc. to AISG specification and IEC 61076-2-106, IP68, with threaded joint, for printed circuit boards, for front mounting

03 0306-1



Environmental conditions

Temperature range -40 °C/+85 °C

Materials

Insulating body PA GF, V-0 according to UL94
 Contact bush CuZn, silver-plated and flash gold-plated, tin-plated in solder area
 Housing Zn diecast, pre-copper and nickel-plated
 Ring screw CuZn, nickel-plated
 Seal CR (flat), NBR (O-ring)

Mechanical data

Insertion force/contact $\leq 5.0 \text{ N}^1$
 Withdrawal force/contact $\geq 1.2 \text{ N}^1$
 Tightening torque connector 1-3 Nm
 Tightening torque nut 1-3 Nm
 Protection class IP68²

¹ measured with a polished steel pin, nominal thickness 1.5 mm

² according to IEC DIN EN 60529, only in locked condition with an appropriate counterpart; IPX8 requirements under agreement between manufacturer and user

Electrical data (at T_{amb} 20 °C)

Contact resistance $\leq 5 \text{ m}\Omega$
 Rated current 5 A (T_{amb} 40 °C)
 Rated voltage 100 V (with pollution degree 1)
 32 V (with pollution degree 2)
 Rated impulse voltage 500 V
 Material group II (IEC)/I (UL) (400 \leq CTI < 600)
 Overvoltage category I
 Insulation resistance > 100 M Ω

Associated products

Counterparts
 ☞ 0331 ☞ 0332 ☞ 0332-1
 ☞ 033200 ☞ 0365 ☞ 036500
 ☞ Weitere Produkte auf Anfrage ☞ Weitere Produkte auf Anfrage

Accessories
 ☞ 0322 C 16 ☞ 0381 ☞ 038199
 ☞ 0382 ☞ 0384 ☞ 0385
 ☞ 038799

Harnessing equipment
 ☞ ZMS 20

03

0306-1

Pin configurations, solder side view

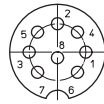


*h

0306-1 05-3



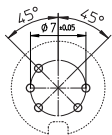
-



08-a

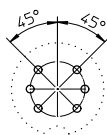
0306-1 08-1

Printed circuit board layout, solder side view

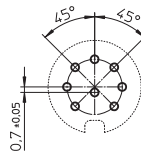


03-a

0306-1 05-3



-



05-b

0306-1 08-1

- *a nut enclosed separately
- *b for bore hole in printed circuit board $\varnothing 1$ mm
- *c mounting direction
- *d O-ring gasket
- *e flat gasket
- *f port in mounting plate
- *g anti-rotation, alternative execution
- *h pin configuration according to AISG C485

03

0306-1

Designation	Pole Number	PU (Pieces)	MDQ (Pieces)
0306-1 05-3	5	50	100
0306-1 08-1	8	50	100

Packaging:

in a cardboard box