

03

0315-1 U

Circular connectors with threaded joint M16 acc. to IEC 61076-2-106, IP40/IP68

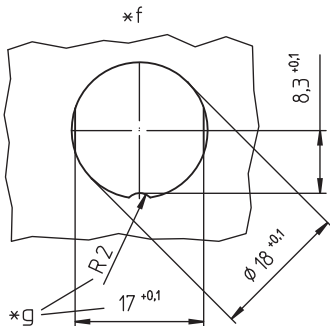
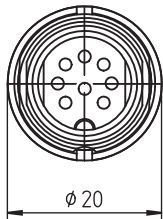
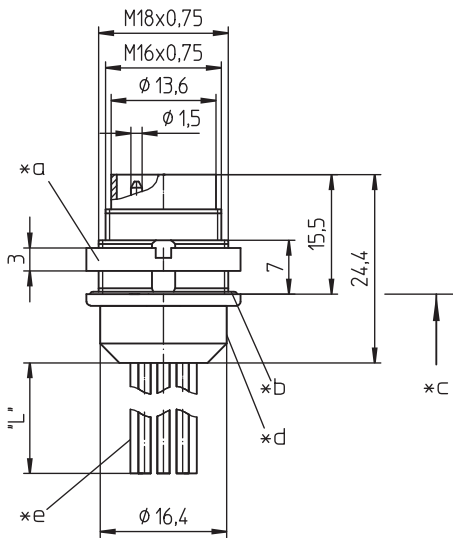


Chassis plug acc. to IEC 61076-2-106 and AISG specification, IP68, with threaded joint, cables and potted solder area, for back side mounting

State: Obsolete

03

0315-1 U



Environmental conditions

Temperature range -40 °C/+85 °C

Materials

Insulating body	PA GF, V-0 according to UL94
Contact pin	CuZn, silver-plated and flash gold-plated
Housing	Zn diecast, pre-copper and nickel-plated
Ring screw	CuZn, nickel-plated
Potting	TPU, V-0 according to UL94
Seal	NBR

Mechanical data

Tightening torque connector	1-3 Nm
Tightening torque nut	1-3 Nm
Protection class	IP68 ¹

¹ according to IEC DIN EN 60529, only in locked condition with an appropriate counterpart; IPX8 requirements under agreement between manufacturer and user









Connected cable






Construction	stranded wire, 7 x ϕ 0.26 mm
Section	0,34 mm ² (AWG 22)

Electrical data (at T_{amb} 20 °C)

Rated current	5 A (T _{amb} 40 °C)
Rated voltage	100 V (with pollution degree 1) 32 V (with pollution degree 2)
Rated impulse voltage	500 V
Material group	II (IEC)/1 (UL) (400 ≤ CTI < 600)
Overvoltage category	I
Insulation resistance	> 100 MΩ

Associated products

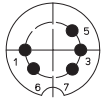
Counterparts			
 0321	 0322	 0322-1	
 032200	 0360	 036000	
 Weitere Produkte auf Anfrage	 Weitere Produkte auf Anfrage		

Accessories			
 0383	 038399	 0384	
 0385	 038899		

03

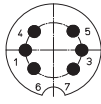
0315-1 U

Pin configurations, solder side view

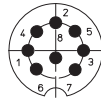


*h

0315-1 05-3 U



-



08-a

0315-1 08-1 U

Color assignment of the cables

1	violett	violet
2	rot	red
3	grün	green
4	weiß	white
5	schwarz	black
6	grau	grey
7	blau	blue
8	braun	brown

- *a nut enclosed separately
- *b O-ring gasket
- *c mounting direction
- *d solder area potted
- *e stranded wire 0.34 mm² (AWG 22), 7 x Ø 0.26 mm
- *f port in mounting plate
- *g anti-rotation, alternative execution
- *h pin configuration according to AISG C485

03

0315-1 U

Designation	Pole Number	PU (Pieces)	MDQ (Pieces)	Dimensions L (mm)
0315-1 05-3 U	5	50	100	-
0315-1 08-1 U	8	50	100	140

Packaging:

in a cardboard box