

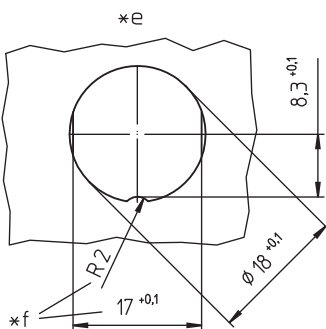
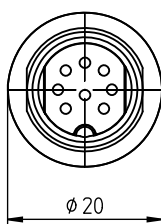
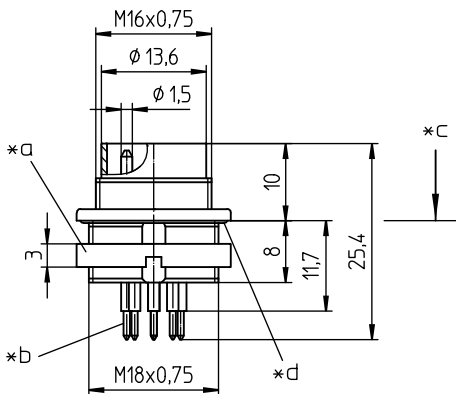
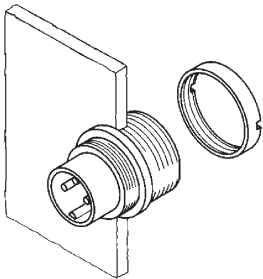
03 0316-2

Circular connectors with threaded joint M16 acc. to IEC 61076-2-106, IP40/IP68



SWUM™ chassis plug acc. to IEC 61076-2-106 and AISG specification, IP68/67, with threaded joint, for printed circuit boards, manual soldering, for front mounting

03 0316-2



Environmental conditions

Temperature range -40 °C/+85 °C

Materials

Insulating body	PA, V-2 according to UL94
Contact pin	CuZn, silver-plated and flash gold-plated, tin-plated in solder area
Housing	Zn diecast, pre-copper and nickel-plated
Ring screw	CuZn, nickel-plated
Seal	NBR

Mechanical data

Tightening torque connector	1-3 Nm
Tightening torque nut	1-3 Nm
Protection class	IP68/67 ¹









¹ according to IEC 60529/DIN EN 60529
IP68: sealed in locked position; pair of appropriate connectors in locked position is sealed against ingress of dust and moisture.







IP67: sealed when unmated (SWUM™); no dust or moisture can ingress into the inside of the device through an unmated connector accidentally left unprotected.
IPX8 requirements under agreement between user and manufacturer

Electrical data (at T_{amb} 20 °C)

Rated current	5 A (T _{amb} 40 °C)
Rated voltage	100 V (with pollution degree 1) 32 V (with pollution degree 2)
Rated impulse voltage	500 V
Material group	II (IEC)/I (UL) (400 ≤ CTI < 600)
Overvoltage category	I
Insulation resistance	> 100 MΩ

Associated products

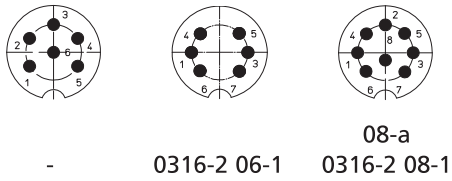
Counterparts		
 0321	 0322	 0322-1
 032200	 0360	 036000
 Weitere Produkte auf Anfrage	 Weitere Produkte auf Anfrage	

Accessories		
 0382	 0383	 038399
 0384	 0385	 038899

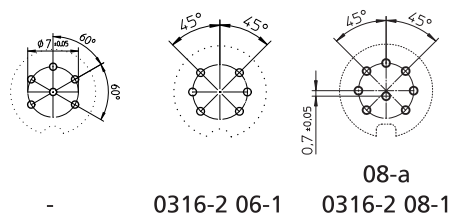
03

0316-2

Pin configurations, solder side view



Printed circuit board layout, solder side view



- *a nut enclosed separately
- *b for bore hole in printed circuit board $\varnothing 1$ mm
- *c mounting direction
- *d O-ring gasket
- *e port in mounting plate
- *f anti-rotation, alternative execution

03

0316-2

Designation	Pole Number	PU (Pieces)	MDQ (Pieces)
0316-2 06-1	6	50	100
0316-2 08-1	8	50	100

Packaging:

in a cardboard box