

24

2410 03

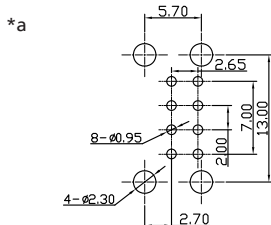
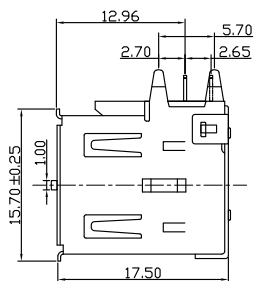
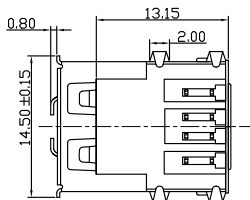
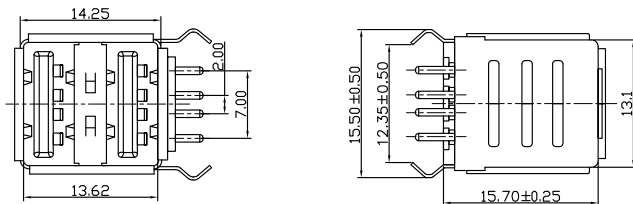
USB and IEEE 1394 connectors



Double USB 2.0 chassis socket type A, angular version, for printed circuit boards, with ground contacts at the front

State: Obsolete

24 2410 03



*a printed circuit board layout

Environmental conditions

Temperature range x

Materials

Insulating body	PBT GF, V-0 according to UL94
Contact spring	CuSn, gold-plated, tin-plated in solder area
Ground contact spring	CuZn, tin-plated
Housing	CuZn, tin-plated

Mechanical data

Mating cycles	1500
Insertion force	≤ 30 N
Withdrawal force	≥ 10 N

Electrical data (at T_{amb} 20 °C)

Contact resistance	≤ 30 mΩ
Rated current	≤ 1 A
Rated voltage	30 V AC
Rated impulse voltage	500 V/60 s
Insulation resistance	≥ 100 MΩ

Associated products

Counterparts
 ☞ 2410 07 ☞ 2410 08 ☞ 2431
 ☞ 2480 ☞ 2482

Accessories
 ☞ 2412 01

24

2410 03

Designation	Pole Number	PU (Pieces)	MDQ (Pieces)
2410 03	2 x 4	100	600

Packaging:
in a tray