


24

2410 13

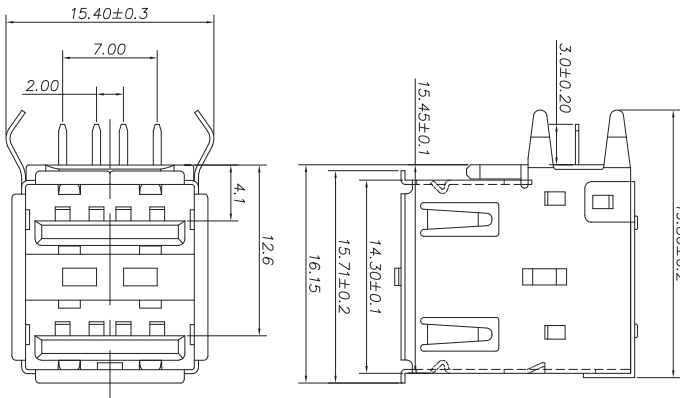
USB and IEEE 1394 connectors



Double USB 2.0 chassis socket type A, angular version, for printed circuit boards, with ground contacts at the front

24

2410 13



**Environmental conditions**

Temperature range -25 °C/+85 °C

**Materials**

Insulating body	PBT GF, V-0 according to UL94
Contact spring	CuSn, tin and gold-plated
Ground contact spring	CuZn, vernickelt
Housing	CuZn/Fe, nickel-plated

**Mechanical data**

Mating cycles	1500
Insertion force	≤ 35 N
Withdrawal force	≥ 10 N

**Electrical data (at T<sub>amb</sub> 20 °C)**

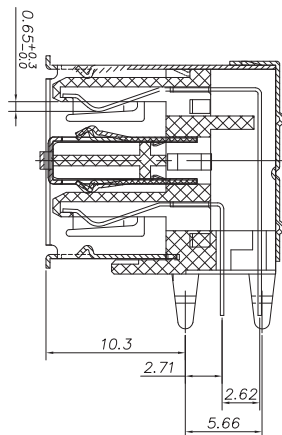
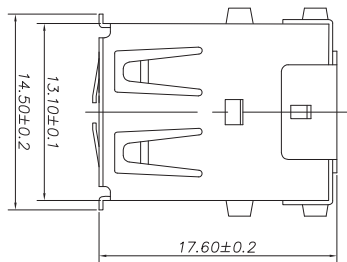
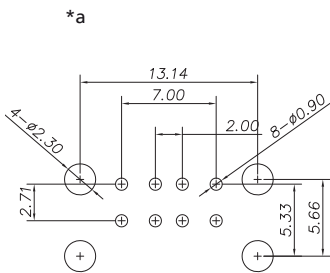
Contact resistance	≤ 30 mΩ
Rated current	≤ 1.5 A
Rated voltage	30 V AC
Rated impulse voltage	500 V/60 s
Insulation resistance	≥ 1 GΩ

**Associated products**

Counterparts			
↗ 2410 07	↗ 2410 08	↗ 2431	
↗ 2480	↗ 2482		

**Accessories**

↗ 2412 01



\*a printed circuit board layout

24

2410 13

Designation	Pole Number	PU (Pieces)	MDQ (Pieces)
2410 13	2 x 4	100	500

**Packaging:**  
in a tray