

24

2411 03

USB and IEEE 1394 connectors



USB 2.0 chassis socket type B, angular version, for printed circuit boards

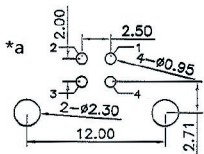
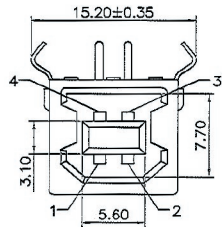
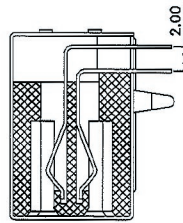
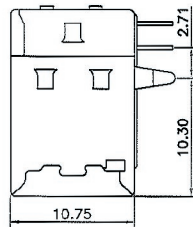
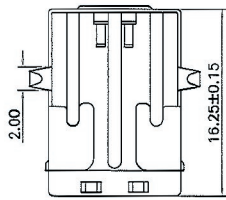
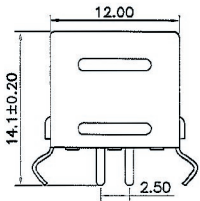
---

State: Obsolete

---

24

2411 03



\*a printed circuit board layout

### Environmental conditions

Temperature range -40 °C/+85 °C

### Materials

Insulating body	PBT
Contact spring	CuSn
Lötkontakt	CuSn
Housing	CuZn/steel

### Mechanical data

Insertion force	≤ 35 N
Withdrawal force	≥ 10 N

### Electrical data (at T<sub>amb</sub> 20 °C)

Contact resistance	≤ 30 mΩ
Rated current	≤ 1 A
Rated voltage	30 V AC
Rated impulse voltage	500 V/60 s
Insulation resistance	≥ 100 MΩ

### Associated products

24

2411 03

Designation	Pole Number	PU (Pieces)	MDQ (Pieces)
2411 03	4	100	600

**Packaging:**  
in a tray