

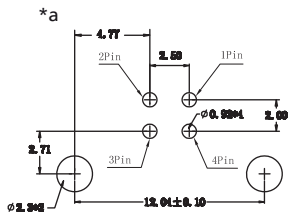
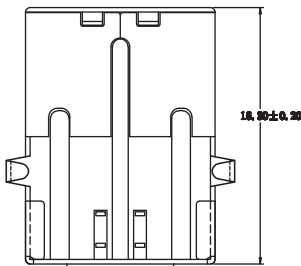
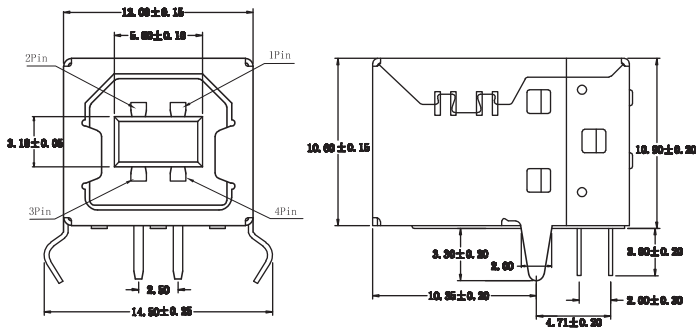
USB and IEEE 1394 connectors



USB 2.0 chassis socket type B, angular version, for printed circuit boards

24

2411 07



\*a printed circuit board layout, components side view

#### Environmental conditions

Temperature range -40 °C/+85 °C

#### Materials

Insulating body PBT, V-0 according to UL94  
 Contact spring CuZn, gold-plated in mating area, tin-plated in solder area  
 Housing CuZn/steel, nickel-plated

#### Mechanical data

Mating cycles 1500  
 Insertion force ≤ 35 N  
 Withdrawal force ≥ 10 N

#### Electrical data (at T<sub>amb</sub> 20 °C)

Contact resistance ≤ 30 mΩ  
 Rated current 1.5 A  
 Rated voltage 30 V DC  
 Rated impulse voltage 500 V AC  
 Insulation resistance ≥ 1 GΩ

#### Associated products

24

2411 07

Designation	Pole Number	PU (Pieces)	MDQ (Pieces)
2411 07	4	100	600

**Packaging:**  
in a tray