

24

2420 02

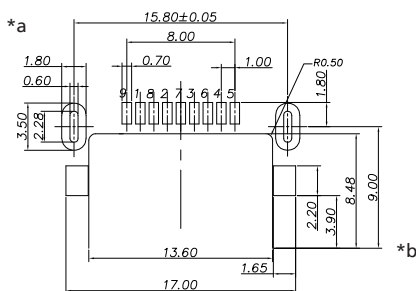
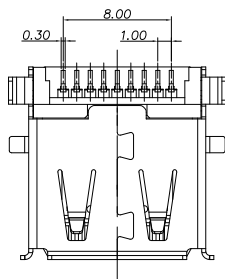
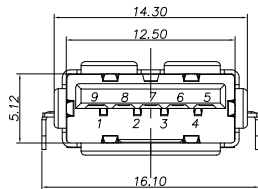
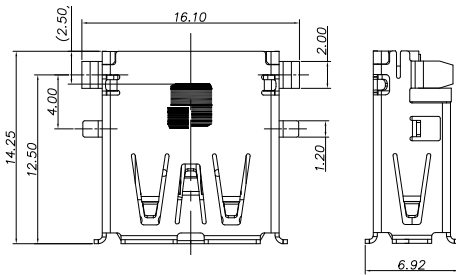
USB and IEEE 1394 connectors



USB 3.0 chassis socket type A, angular version, for printed circuit boards, surface mounting technology (SMT)

24

2420 02



*a printed circuit board layout, components side view
*b printed circuit board edge

Environmental conditions

Temperature range -40 °C/+85 °C

Materials

Insulating body LCP, V-0 according to UL94
Contact spring Cu alloy, pre-nickel and gold-plated
Housing CuZn, nickel-plated

Mechanical data

Mating cycles 1500
Insertion force ≤ 35 N
Withdrawal force ≥ 10 N

Electrical data (at T_{amb} 20 °C)

Contact resistance ≤ 30 mΩ
Rated current 1,5 A
Rated voltage ≤ 100 V AC
Rated impulse voltage 500 V
Insulation resistance ≥ 1 GΩ

Associated products

Counterparts
☞ 2410 07 ☞ 2410 08 ☞ 2431
☞ 2480 ☞ 2482

Accessories
☞ 2412 01

24

2420 02

Designation	Pole Number	PU (Pieces)	MDQ (Pieces)
2420 02	9	150	450

Packaging:
in a tray