


31

2,5 MSF/O

Minimodul™ connectors, pitch 2.5 mm

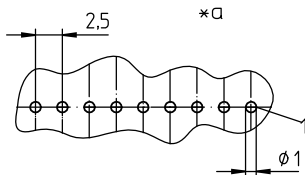
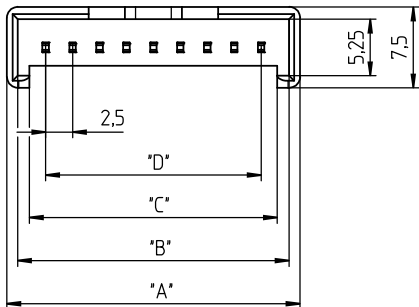
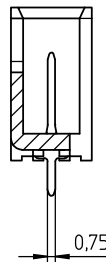
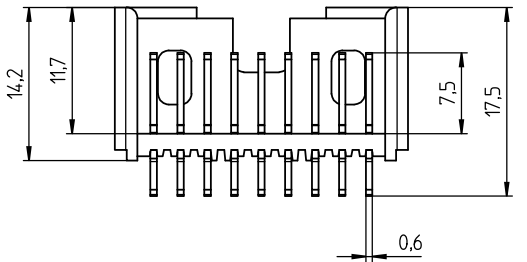


Minimodul™ pin header, upright, solder contacts single row

Approvals:



31 2,5 MSF/O



Environmental conditions

Temperature range -40 °C/+120 °C¹

¹ upper limit temperature (insulating body) RTI (electrical) of the UL Yellow Card

Materials

Insulating body PA GF, V-0 according to UL94¹

Contact pin CuZn, pre-nickel and tin-plated

¹ component glow wire resistant (GWT 750 °C), testing acc. to IEC 60695-2-11, assessment acc. to IEC 60335-1 (flame < 2 s)

Electrical data (at T_{amb} 20 °C)

Rated current 5 A (T_v 60 °C)

Rated voltage 160 V AC

Material group IIIa (IEC)/2 (UL) (CTI ≥ 250)

Creepage distance 1,9 mm

Clearance 1,9 mm

Insulation resistance > 1 GΩ

Associated products

Counterparts

☞ 3114

☞ 4143 01

*a printed circuit board layout

*b 2 pole connection with crimp connector 3114/3111 only with special version 2,5 MSF/O 02 (3114)

Designation	Pole Number	PU (Pieces)	MDQ (Pieces)	Dimensions			
				A (mm)	B (mm)	C (mm)	D (mm)
2,5 MSF/O 02 (3114)	2	250	2000	7.9	5.9	4.3	2.5 *b
2,5 MSF/O 02	2	250	2000	9.7	7.7	5.5	2.5
2,5 MSF/O 03	3	250	2000	12.2	10.2	8.0	5.0
2,5 MSF/O 04	4	250	2000	14.7	12.7	10.5	7.5
2,5 MSF/O 05	5	250	2000	17.2	15.2	13.0	10.0
2,5 MSF/O 06	6	250	2000	19.7	17.7	15.5	12.5
2,5 MSF/O 07	7	250	2000	22.2	20.2	18.0	15.0
2,5 MSF/O 08	8	250	2000	24.7	22.7	20.5	17.5
2,5 MSF/O 09	9	250	2000	27.2	25.2	23.0	20.0
2,5 MSF/O 10	10	250	2000	29.7	27.7	25.5	22.5
2,5 MSF/O 11	11	250	2000	32.2	30.2	28.0	25.0
2,5 MSF/O 12	12	250	2000	34.7	32.7	30.5	27.5
2,5 MSF/O 13	13	250	2000	37.2	35.2	33.0	30.0
2,5 MSF/O 14	14	250	2000	39.7	37.7	35.5	32.5
2,5 MSF/O 15	15	250	2000	42.2	40.2	38.0	35.0
2,5 MSF/O 16	16	250	2000	44.7	42.7	40.5	37.5
2,5 MSF/O 17	17	250	2000	47.2	45.2	43.0	40.0
2,5 MSF/O 18	18	250	2000	49.7	47.7	45.5	42.5
2,5 MSF/O 19	19	200	2000	52.2	50.2	48.0	45.0
2,5 MSF/O 20	20	200	2000	54.7	52.7	50.5	47.5

Packaging:

in bulk, in a cardboard box