


35

3523

RAST 2.5 connectors, pitch 2.5/5.0 mm



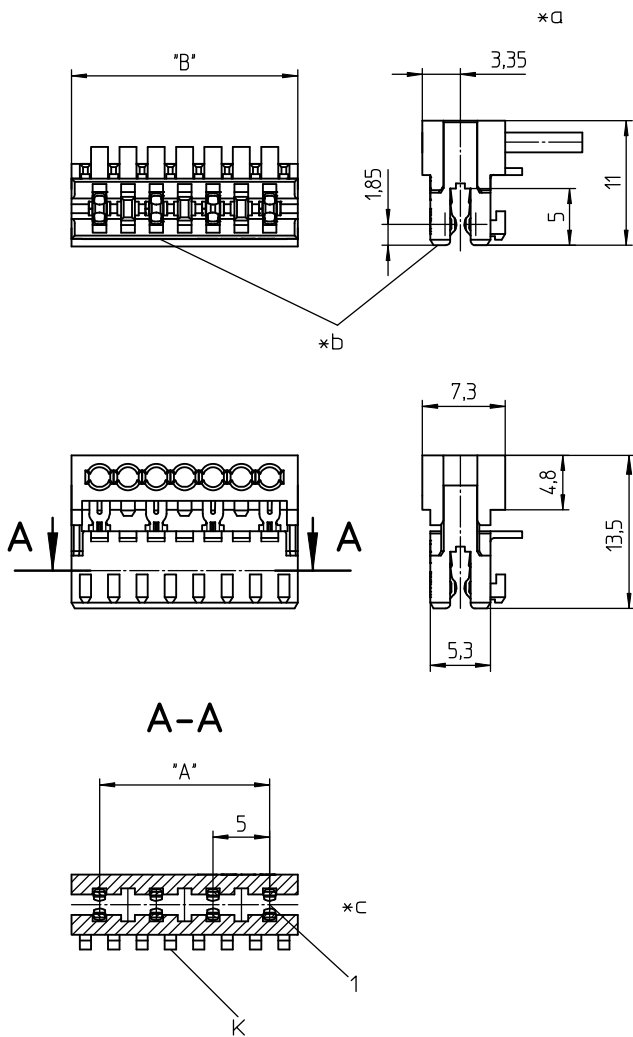
RAST 2.5 connector for direct and indirect mating,
insulation displacement technology (IDT) , for individual
conductors, daisy chain possible, consecutive placement
without loss of pitch
contact pitch 5.0 mm

Approvals:



35

3523



Environmental conditions

Temperature range -40 °C/+130 °C¹

¹ upper limit temperature (insulating body) RTI (electrical) of the UL Yellow Card


Materials

Insulating body PBT, V-0 according to UL94 – 3523 (S...V...)
PA, V-2 according to UL94 – 3523 M12(S...V...)¹


Contact spring CuSn, tin-plated – 3523 (M...S...)
CuSn, tin-plated (Sn/Ag), 2-9 poles – 3523 (M...S...)V03
CuSn, pre-nickel and gold-plated – 3523 (M...S...)V102

¹ M12: component glow wire resistant (GWT 750 °C), testing acc. to IEC 60695-2-11, assessment acc. to IEC 60335-1 (flame < 2 s)

Mechanical data

Mating with printed circuit board 1.5 ± 0.14 mm
Insertion force/contact ≤ 4,0 N
Withdrawal force/contact ≥ 0,5 N
Keying proposals at www.lumberg.com 

Connectable conductors for IDT area

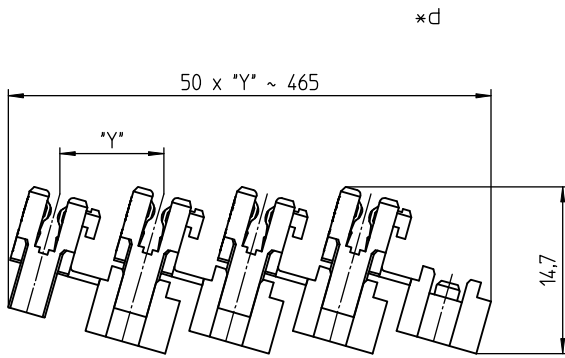
Construction discrete conductor, notched flat cable 2.5 mm
Section min. 0,14 mm²
Section max. 0,38 mm²
Insulation diameter ≤ 1,6 mm
Approved cables at www.lumberg.com 

Electrical data (at T_{amb} 20 °C)

Contact resistance ≤ 5 mΩ
Rated current 4 A (T_{amb} 60 °C)
2 A (T_{amb} 100 °C)
Rated voltage 250 V AC
Material group IIIa (IEC)/2 (UL) (CTI ≥ 250)
Creepage distance 3,1 mm
Clearance 3,1 mm
Insulation resistance > 1 GΩ

35

3523



- *a terminated connector
- *b color marking:
3523 (M..)S01 blue
3523 (M..)S02 green
3523 (M..)S03 brown
- *c keying
- *d chaining of the component parts (state of delivery)

Associated products

Counterparts

☞ 3542	☞ 3542-1	☞ 3546
☞ 3546-1	☞ 3552	☞ 355295
☞ 355299	☞ 3556	☞ 83546

Accessories

☞ 3500

Harnessing equipment

☞ HA3...e	☞ HA35e	☞ HA35e-CA
☞ HA35e-DC	☞ HA35e-RK	☞ HA35f
☞ HA35f-CA	☞ HA35f-CA-KC	☞ HA35f-CA-KC-KT
☞ HA35f-CA-KC-KT-HV	☞ HA35f-HV	☞ HA35f-KC
☞ HA35f-KC-KT	☞ HA35f-RK	☞ HA35f-RK-CA
☞ HA35f-RK-CA-KC	☞ HA35f-RK-CA-KC-KT	☞ HA35f-RK-CA-KC-KT-HV
☞ HZ-M35	☞ HZ35	☞ HZ35-K
☞ KHP35	☞ VARICON 7000	☞ VARICON 7000-DC
☞ VARICON 7000-DC-CR	☞ VARICON 7000-Eco	☞ VARICON 7000-Eco-CR
☞ VARICON 7000-Inline	☞ VARICON 7000-Inline-CP	☞ VARICON 7000-RD
☞ VARICON 7000-RD-CR	☞ VARICON 7000-Unica-35	

35

3523

Designation	Pole Number	PU (Pieces)	MDQ (Pieces)	Dimensions	
				A (mm)	B (mm)
3523 02	2	3600	3600	5.0	9.9
3523 03	3	2250	2250	10.0	14.9
3523 04	4	1800	3600	15.0	19.9
3523 05	5	1350	2700	20.0	24.9
3523 06	6	900	2700	25.0	29.9
3523 07	7	900	2700	30.0	34.9
3523 08	8	900	2700	35.0	39.9
3523 09	9	450	2700	40.0	44.9
3523 10	10	450	2700	45.0	49.9

Designation to be completed by further details (e.g. for keying, color or material options).

Packaging:

chained, in a cardboard box