

35

3551

RAST 2.5 connectors, pitch 2.5/5.0 mm



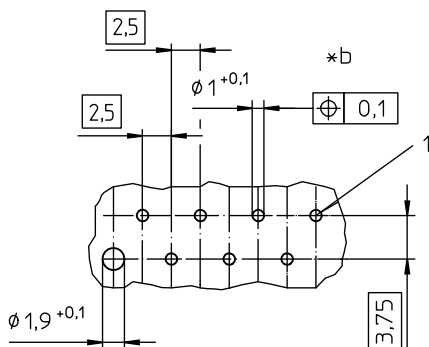
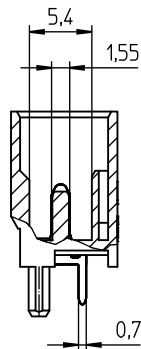
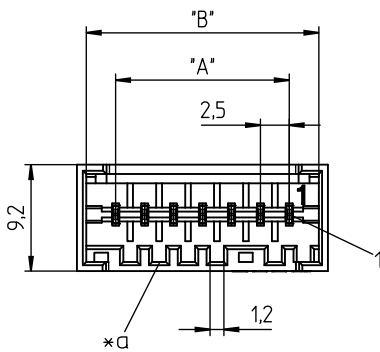
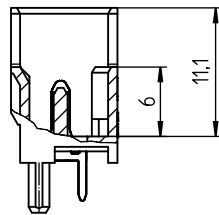
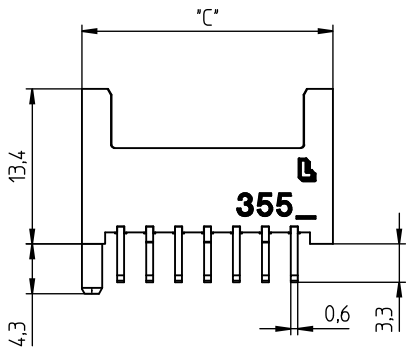
RAST 2.5 pin header, upright, with positioning spigot, for interior locking, daisy chain possible
contact pitch 2.5 mm

Approvals:



35

3551



Environmental conditions

Temperature range -40 °C/+120 °C¹

¹ upper limit temperature (insulating body) RTI (electrical) of the UL Yellow Card

Materials

Insulating body

PA GF, V-0 according to UL94¹


Contact pin

CuZn, pre-nickel and tin-plated

¹ component glow wire resistant (GWT 750 °C), testing acc. to IEC 60695-2-11, assessment acc. to IEC 60335-1 (flame < 2 s)

Mechanical data

Keying proposals

at www.lumberg.com 

Electrical data (at T_{amb} 20 °C)

Rated current

4 A (T_{amb} 80 °C, VDE)
2 A (T_{amb} 120 °C, VDE/cULus)

Rated voltage

160 V AC
32 V AC (VDE)
250 V AC (cULus)

Material group

IIIa (IEC)/2 (UL) (CTI ≥ 250)

Creepage distance

1,9 mm

Clearance

1,9 mm

Insulation resistance


> 1 GΩ

Associated products

Counterparts

 3520

 3520-1

 3520-2

Designation	Pole Number	PU (Pieces)	MDQ (Pieces)	Dimensions		
				A (mm)	B (mm)	C (mm)
3551 03	3	1000	2000	5.0	10.1	11.7
3551 04	4	1000	2000	7.5	12.6	14.2
3551 05	5	1000	2000	10.0	15.1	16.7
3551 06	6	500	2000	12.5	17.6	19.2
3551 07	7	500	2000	15.0	20.1	21.7
3551 08	8	500	2000	17.5	22.6	24.2
3551 09	9	500	2000	20.0	25.1	26.7
3551 10	10	500	2000	22.5	27.6	29.2
3551 11	11	250	2000	25.0	30.1	31.7
3551 12	12	250	2000	27.5	32.6	34.2
3551 13	13	250	2000	30.0	35.1	36.7
3551 14	14	250	2000	32.5	37.6	39.2
3551 15	15	250	2000	35.0	40.1	41.7
3551 16	16	250	2000	37.5	42.6	44.2
3551 17	17	250	2000	40.0	45.1	46.7
3551 18	18	250	2000	42.5	47.6	49.2
3551 19	19	250	2000	45.0	50.1	51.7
3551 20	20	250	2000	47.5	52.6	54.2

Designation to be completed by further details (e.g. for keying, color or material options).

Packaging:

in bulk, in a cardboard box