


36

3627

RAST 5 connectors, pitch 5.0 mm

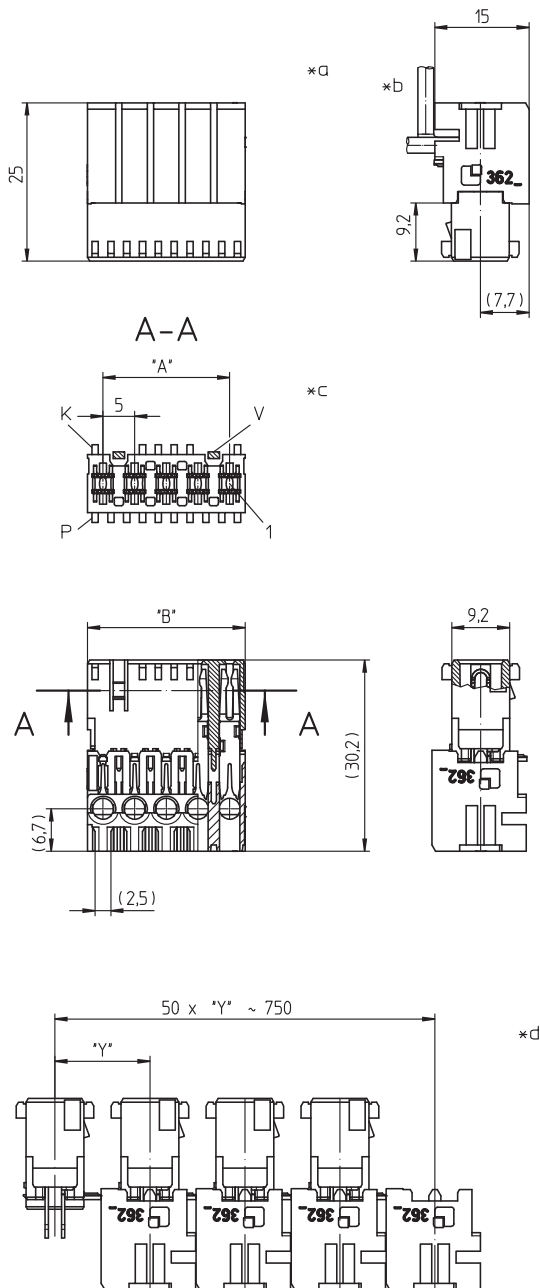


RAST 5 connector for indirect mating, insulation displacement technology (IDT), with interior locking, consecutive placement without loss of pitch

Approvals:



36 3627



- *a terminated connector
- *b cable departure 90° or 180°
- *c K = keying
P = positioning
V = lock
- *d chaining of the component parts (state of delivery)

Environmental conditions

Temperature range	-40 °C/+125 °C – 3627 (S...)
	-40 °C/+130 °C – 3627 M08(S...)
	-40 °C/+130 °C – 3627 M20(S...) ¹

¹ upper limit temperature (insulating body) RTI (electric) according to UL Yellow Card


Materials

Insulating body	PA, V-2 according to UL94 – 3627 PA, V-2 according to UL94 – 3627 M08 PA, V-0 according to UL94 – 3627 M20 ¹
-----------------	---

Contact spring	CuSn, silver-plated
----------------	---------------------

¹ M08: component glow wire resistant (GWT 750 °C), testing according to IEC 60695-2-11, assessment according to IEC 60335-1 (flame < 2 s)
M20: material halogen-free, GWFI 960 °C (0.75 mm), GWIT 775 °C (0.75 mm)

Mechanical data

Mating with	tab contact 6.3 mm x 0.8 mm according to DIN 46244
Insertion force/contact	≤ 12 N
Withdrawal force/contact	≥ 1,5 N
Keying proposals	at www.lumberg.com 

Connectable conductors for IDT area

Section min.	0,75 mm ²
Section max.	1,5 mm ²
Insulation diameter	≤ 3,0 mm

Electrical data (at T_{amb} 20 °C)

Rated current	16 A (1.5 mm ² , T _{amb} 70 °C) 12 A (1.0 mm ² , T _{amb} 70 °C)
Rated voltage	250 V AC

36

3627

Designation	Pole Number	PU (Pieces)	MDQ (Pieces)	Dimensions	
				A (mm)	B (mm)
3627 02	2	3600	3600	5	10
3627 03	3	2250	2250	10	15
3627 04	4	1800	1800	15	20