


52

5 RS

Direct connectors with screw clamps, for insert cards, pitch 5.0 mm

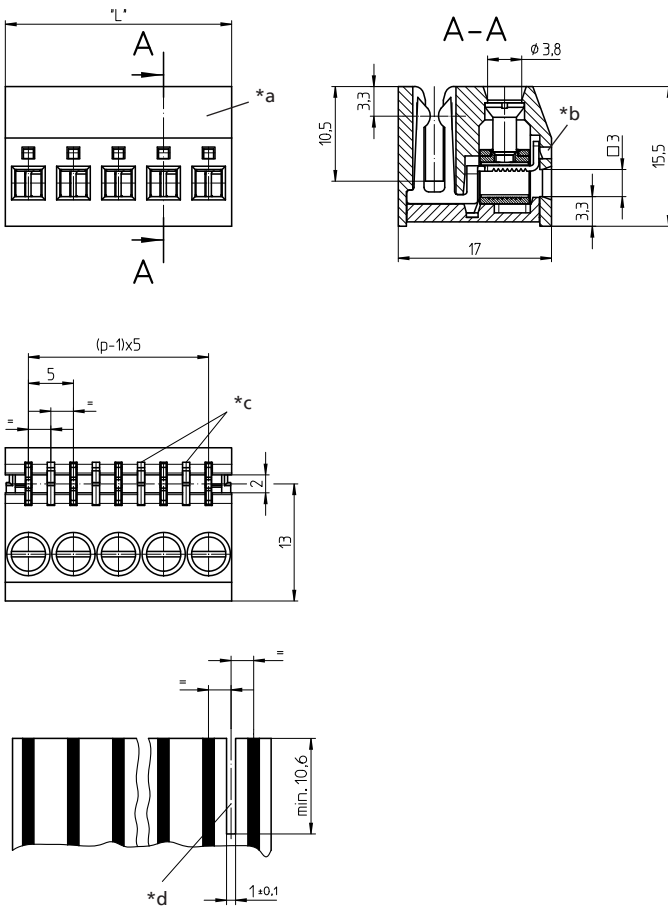


Socket board for direct mating with screw terminals, lift clamp without protection against misplacing, with test hole, consecutive placement without loss of pitch

Approvals: 

52

5 RS



- *a printable area
- *b test hole
- *c keying insert SP 4 can be used in every other chamber
- *d example of printed circuit board layout with recess for keying insert SP 4

Materials

Insulating body	PPO
Contact spring	CuSn, tin-plated
Clamp	steel, zinc-plated
Screw	steel, zinc-plated

Mechanical data

Mating with	printed circuit board 1.5–1.6 mm
Tightening torque screw	0.4 Nm

Connectable conductors for screw clamp

Section	≤ 2.5 mm ² /AWG 24–12 (UL)
---------	---------------------------------------


Electrical data (at T_{amb} 20 °C)

Rated current	5 A
Rated voltage	250 V AC, without printed circuit board 300 V (UL)
Rated impulse voltage	> 3.0 kV
Insulation group	C
Tracking resistance	KB 300 ¹
Creepage distance	4.0 mm ²

¹ according to DIN 0303

² according to VDE 0110

Associated products

Accessories
 SP 4

52

5 RS

Designation	Pole Number	PU (Pieces)	MDQ (Pieces)	Dimensions L (mm)
5 RS 03	3	50	2500	14.9
5 RS 04	4	50	2500	19.9
5 RS 05	5	50	5000	24.9
5 RS 06	6	50	5000	29.9
5 RS 07	7	50	5000	34.9
5 RS 08	8	50	5000	39.9
5 RS 09	9	50	5000	44.9
5 RS 10	10	50	5000	49.9
5 RS 11	11	50	5000	54.9
5 RS 12	12	50	5000	59.9
5 RS 13	13	50	5000	64.9
5 RS 14	14	50	5000	69.9
5 RS 15	15	50	5000	74.9
5 RS 16	16	50	5000	79.9
5 RS 17	17	50	5000	84.9
5 RS 18	18	50	5000	89.9
5 RS 19	19	50	5000	94.9
5 RS 20	20	50	5000	99.9

Packaging:

in bulk, in a cardboard box