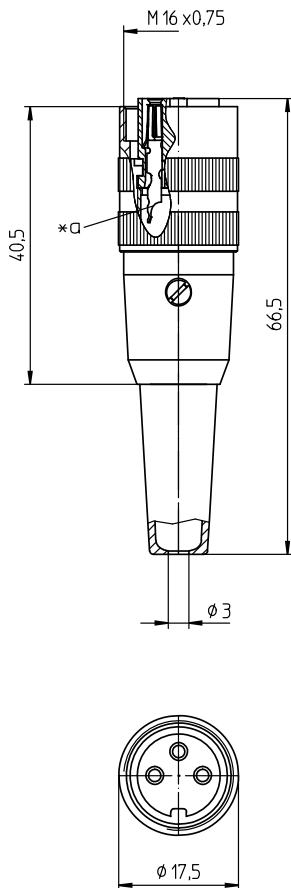


03 KV

Circular connectors with threaded joint M16 acc. to IEC 61076-2-106, IP40/IP67/IP68



Socket acc. to IEC 61076-2-106, IP40, straight version, with threaded joint, solder terminals and long bend protection



Environmental conditions

Temperature range -40 °C/+85 °C

Materials

| | |
|------------------------|--|
| Insulating body | PA GF, V-0 according to UL94 |
| Contact bush | CuZn, silver-plated and flash gold-plated (3-8 poles) CuZn, pre-nickel and gold-plated (12 poles) |
| Sleeve | PC, HB according to UL94 |
| Strain relief | steel, nickel-plated |
| Housing | CuZn, nickel-plated |
| Knurled nut | CuZn, nickel-plated |
| Bend protection sleeve | TPE |
| Screw | steel, nickel-plated |

Mechanical data

| | |
|-----------------------------|--|
| Insertion force/contact | ≤ 5.0 N ¹ |
| Withdrawal force/contact | ≥ 1.2 N (3-8 poles) ≥ 0.9 N (12 poles) ¹ |
| Tightening torque connector | 1-3 Nm |
| Tightening torque nut | 1-3 Nm |
| Protection class | IP40 ² |

¹ measured with a polished steel pin, nominal thickness 1.5 mm (1.0 mm with 12 poles)

² according to IEC DIN EN 60529, only in locked condition with an appropriate counterpart

Connectable conductors for solder area

| | |
|----------------|---|
| Section | ≤ 0.75 mm ² (AWG 20) (3-8 poles) ≤ 0.25 mm ² (AWG 24) (12 poles) |
| Cable diameter | 4-6 mm |

Electrical data (at T_{amb} 20 °C)

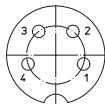
| | |
|-----------------------|--|
| Contact resistance | ≤ 5 mΩ |
| Rated current | 5 A (T _{amb} 40 °C, 3-8 poles) 3 A (T _{amb} 40 °C, 12 poles) |
| Rated voltage | with pollution degree 1: 300 V (versions 30, 40, 50/6, 60, 70) 100 V (versions 50, 71, 80, 81) 160 V (Polbild 120) with pollution degree 2: 250 V (versions 30, 40) 32 V (versions 50, 71, 80, 81) 160 V (versions 50/6, 60, 70, 120) |
| Rated impulse voltage | 1500 V (versions 30, 40, 50/6, 60, 70, 120) 500 V (versions 50, 71, 80, 81) |
| Material group | II (IEC)/1 (UL) (400 = CTI < 600) |
| Overvoltage category | I |
| Insulation resistance | > 100 MΩ |

03 KV

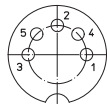
Pin configurations, solder side view



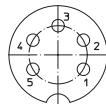
03-a
KV 30



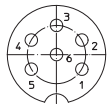
04-a
KV 40



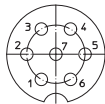
05-b
KV 50



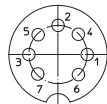
05-a
KV 50/6



06-a
KV 60



07-a
KV 70



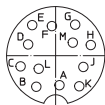
07-b
KV 71



KV 80



08-a
KV 81



12-a
KV 120

*a cup-shaped solder terminal

Associated products

Counterparts

 SFV

 SGR

 SGV

 SV


 SV ...-8

 WSV

Accessories

 0381

 038199

 038799

03

KV

| Designation | Pole Number | PU (Pieces) | MDQ (Pieces) |
|-------------|-------------|-------------|--------------|
| KV 30 | 3 | 50 | 100 |
| KV 40 | 4 | 50 | 100 |
| KV 50 | 5 | 50 | 100 |
| KV 50/6 | 5 | 50 | 100 |
| KV 60 | 6 | 50 | 100 |
| KV 70 | 7 | 50 | 100 |
| KV 71 | 7 | 50 | 100 |
| KV 80 | 8 | 50 | 100 |
| KV 81 | 8 | 50 | 100 |
| KV 120 | 12 | 50 | 100 |

Packaging:

pre-assembled, in a cardboard box